



**STRONG PARTNERS.
TOUGH TRUCKS.™**



IC FORKLIFT TRUCKS

H2.0-3.5XT SERIES

2000-3500 KG



HYSTER® QUALITY

The Hyster® XT series is a versatile and comfortable machine designed by our Global Development Team to move loads efficiently day in, day out.

This development involved rigorous testing to ensure the final product met Hyster standards.

The XT series is manufactured to ISO standards at our state-of-the-art manufacturing plant in Obu, Japan.

As you would expect from Hyster, the finished product boasts the following benefits:

- Greater Reliability
- Lower Cost of Ownership
- Enhanced Productivity
- Superior Ergonomics
- Simplified Serviceability
- Extraordinary Support

Each of these advancements demonstrates Hyster's commitment to be a strong partner and provide the toughest trucks for even the most challenging applications.



■ Operator Compartment

Ergonomically designed, fatigue reducing operator compartment enhances overall productivity. Features include: easy access step, generous foot space, fully adjustable seat and steering wheel, well positioned foot pedals, insulated engine cover and optional seatside Mini Levers.



■ Swing Down Gas Tank

The swing down gas tank bracket allows for simple, quick exchange of the LPG tank and saves operator strain.



■ Counterweight

The superior design channels a significant increase in airflow to optimise cooling, even in extreme temperatures and environments.

■ Engine Cover

The tough steel engine cover is hinged at the rear, offering excellent service access to the engine compartment.

■ Hyster® Stability Mechanism™

The patented stability system reduces truck sway during turns, improving lateral stability. This innovative design allows for confident travel over uneven surfaces.

■ Hydrostatic Steer Axle

Maximum durability, increased steer angle and steering control for easy manoeuvring and lower maintenance. New steer knob synchroniser system returns the steer knob to the same position when travelling in a straight line – improves operator comfort and control.



HYSTER® 2.0-3.5XT SERIES FEATURES

■ Advanced Dash Display

A monochrome LCD displays all status – mounted on the steer column for easy operator viewing.



■ Hyster® Vista™ Mast

The new range of Vista™ masts are wider for improved forward visibility. The masts are trunnion mounted for less wear and easier maintenance.



■ Steer Column

The steering column is offset to the left and the standard synchronous steering function returns the spinner knob to the same position when driving ahead to give a consistent and comfortable driving position.

■ Hassle-Free Hydraulics

In-tank hydraulic filter for cleaner fluid, longer life componentry.

■ Integral Sideshift

The optional Hyster-designed integral sideshift provides excellent visibility and affords greater capacities than carriage-mounted sideshifts.

■ Removable Floor Plate

One piece, steel floor plate removes for easy service access. A thick moulded rubber mat reduces noise and vibration.

■ Heavy-Duty Drive Axle

The full floating drive axle enhances dependability and reliability for a longer service life. Hyster premium self-adjusting brakes provide excellent inching and stopping power.



H2.0XT, H2.5XT, H3.0XT, H3.5XT – DIESEL

DISTINGUISHING MARK	1.1	Manufacturer (abbreviation)
	1.2	Manufacturer's type designation
		Model
		Engine / transmission
	1.3	Drive: electric (battery or mains), diesel, petrol, fuel gas
	1.4	Operator type: hand, pedestrian, standing, seated, order-picker
	1.5	Rated capacity/rated load Q (t)
	1.6	Load centre distance c (mm)
	1.8	Load distance, centre of drive axle to fork x (mm)
	1.9	Wheelbase y (mm)

WEIGHTS	2.1	Service weight	kg
	2.2	Axle loading laden, front/rear	kg
	2.3	Axle loading unladen, front/rear	kg

TYRES/CHASSIS	3.1	Tyres: L = pneumatic, V = solid, SE = pneumatic-shaped solid	
	3.2	Tyre size, front (standard tread)	
	3.2.1	Tyre size, front (dual tread)	
	3.3	Tyre size, rear	
	3.5	Wheels, number front/rear (x = driven wheels)	
	3.6	Tread, front (standard/dual tread)	b ₁₀ (mm)
	3.7	Tread, rear	b ₁₁ (mm)

DIMENSIONS	4.1	Tilt of mast/fork carriage forward/backward α / β (°)
	4.2	Height, mast lowered h ₁ (mm)
	4.3	Free lift ∇ h ₂ (mm)
	4.4	Lift ∇ h ₃ (mm)
	4.5	Height, mast extended \blacklozenge h ₄ (mm)
	4.7	Height of overhead guard (cabin) h ₅ (mm)
	4.8	Seat height relating to SIP/stand height \odot h ₇ (mm)
	4.12	Coupling height h ₁₀ (mm)
	4.19	Overall length l ₁ (mm)
	4.20	Length to face of forks l ₂ (mm)
	4.21	Overall width \blacklozenge b ₁ /b ₂ (mm)
	4.22	Fork dimensions ISO 2331 s/e/l (mm)
	4.23	Fork carriage ISO 2328, class/type A, B
	4.24	Fork carriage width \bullet b ₃ (mm)
	4.31	Ground clearance, laden, below mast m ₁ (mm)
	4.32	Ground clearance, centre of wheelbase m ₂ (mm)
	4.34.1	Aisle width for pallets 1000 × 1200 crossways \blacklozenge Ast (mm)
	4.34.2	Aisle width for pallets 800 × 1200 crossways \blacklozenge Ast (mm)
	4.35	Turning radius V _a (mm)
	4.41	90° intersecting aisle (with pallet L = 1000mm x VV = 1200mm) (mm)
	4.42	Step height (from ground to running board) (mm)
	4.43	Step height (between intermediate steps and floor) (mm)

PERFORMANCE DATA	5.1	Travel speed, laden/unladen	km/h
	5.1.1	Travel speed, laden/unladen, backwards	km/h
	5.2	Lift speed, laden/unladen	m/s
	5.3	Lowering speed, laden/unladen	m/s
	5.5	Drawbar pull, laden/unladen \dagger	N
	5.7	Gradeability, laden/unladen $\dagger\dagger$	%
	5.10	Service brake	

COMBUSTION ENGINE	7.1	Engine manufacturer/type
	7.2	Engine power according to ISO 1585 \times kW
	7.3	Rated speed min–1
	7.3.1	Torque at 1/min Nm/min–1
	7.4	Number of cylinders/displacement (-)/cm ³
	7.5	Fuel consumption according to MIL 268C cycle l/h or kg/h
	7.1	Battery voltage/nominal capacity \bullet (V)/(Ah)

ADDITIONAL DATA	8.1	Type of drive unit
	8.11	Service brake
	8.12	Parking brake
	10.1	Operating pressure for attachments bar
	10.2	Oil volume for attachments ∇ l/min
	10.3	Hydraulic oil tank, capacity l
	10.4	Fuel tank, capacity l
	10.7	Sound pressure level at the driver's seat ∇ ∇ ∇ dB (A)
	10.8	Towing coupling, type DIN

HYSTER	HYSTER	HYSTER	HYSTER
H2.0XT - AD	H2.5XT - AD	H3.0XT - BD	H3.5XT - BD
Yanmar 2.6L	Yanmar 2.6L	Yanmar 3.3L	Yanmar 3.3L
Basic Powershift 1-speed	Basic Powershift 1-speed	Basic Powershift 1-speed	Basic Powershift 1-speed
Diesel	Diesel	Diesel	Diesel
Seated	Seated	Seated	Seated
2	2.5	3	3.5
500	500	500	500
480	480	505	520
1625	1625	1700	1700

3480	3610	3810	3940	4350	4435	4940	5055
4755	725	5500	810	6525	825	7450	990
1565	1915	1515	2295	1780	2570	1880	3060

L		L		L		SE	
7.00-12-12PR		7.00-12-12PR		28x9-15-12PR		28x9-15 SOLID	
7.00-12-12PR		7.00-12-12PR		7.00-12-12PR		6.00-15 SOLID	
6.0-9-10PR		6.0-9-10PR		6.50-10-10PR		6.50-10 SOLID	
2x	2	2x	2	2x	2	2x	2
970	1405	970	1405	1010	1405	1010	1330
1000		1000		1000		1000	

6	10	6	10	6	10	6	10
1995		1995		2060		2140	
155		155		160		165	
3050		3050		3055		3060	
4120		4120		4125		4125	
2130		2130		2150		2150	
990		990		1010		1010	
350		350		350		350	
3470		3685		3835		3905	
2550		2615		2765		2835	
1160	1590	1160	1590	1230	1590	1230	1490
40 / 122 / 1070		40 / 122 / 1070		45 / 122 / 1070		50 / 150 / 1070	
II		II		III		III	
1020		1020		1070		1070	
120		120		140		140	
190		190		210		210	
3845		3905		4050		4115	
3645		3705		3850		3915	
2185		2245		2365		2415	
2025		2090		2195		2235	
410		410		430		430	
290		290		290		290	

17.5	19	17.5	19	17.5	18.5	17.5	18
17.5	19	17.5	19	17.5	18.5	17.5	18
620	670	610	670	560	570	475	490
495	520	495	520	495	520	495	520
16700		16700		22300		20400	
26	26	22	23	27	22	21	19
Hydraulic		Hydraulic		Hydraulic		Hydraulic	

Yanmar/4TNE92		Yanmar/4TNE92		Yanmar/4TNE98		Yanmar/4TNE98	
29		29		43		43	
2050		2050		2300		2300	
143	1400	143	1400	189	1600	189	1600
4	2659	4	2659	4	3319	4	3319
2.7		2.8		3.4		3.6	
12	64	12	64	12	64	12	64

Automatic	Automatic	Automatic	Automatic
Hydraulic	Hydraulic	Hydraulic	Hydraulic
Hand	Hand	Hand	Hand
181	181	181	157
71	71	82	71
38.0	38.0	40.0	40.0
69.0	69.0	69.0	69.0
-	-	-	-
Hook	Hook	Hook	Hook

Specification data is based on VDI 2198.

EQUIPMENT AND WEIGHT:

Weights (line 2.1) are based on the following specifications: Complete truck with 3000mm TOF 2-stage limited free lift mast, with standard hook type carriage, 1070mm forks with manual hydraulics, overhead guard and standard pneumatic shaped solid drive and steer tyres.

H2.0XT, H2.5XT, H3.0XT – LPG

DISTINGUISHING MARK	1.1	Manufacturer (abbreviation)
	1.2	Manufacturer's type designation
		Model
		Engine / transmission
	1.3	Drive: electric (battery or mains), diesel, petrol, fuel gas
	1.4	Operator type: hand, pedestrian, standing, seated, order-picker
	1.5	Rated capacity/rated load Q (t)
	1.6	Load centre distance c (mm)
	1.8	Load distance, centre of drive axle to fork x (mm)
	1.9	Wheelbase y (mm)

WEIGHTS	2.1	Service weight	kg
	2.2	Axle loading laden, front/rear	kg
	2.3	Axle loading unladen, front/rear	kg

TYRES/CHASSIS	3.1	Tyres: L = pneumatic, V = solid, SE = pneumatic-shaped solid	
	3.2	Tyre size, front (standard tread)	
	3.2.1	Tyre size, front (dual tread)	
	3.3	Tyre size, rear	
	3.5	Wheels, number front/rear (x = driven wheels)	
	3.6	Tread, front (standard/dual tread)	b ₁₀ (mm)
	3.7	Tread, rear	b ₁₁ (mm)

DIMENSIONS	4.1	Tilt of mast/fork carriage forward/backward	α / β (°)
	4.2	Height, mast lowered	h ₁ (mm)
	4.3	Free lift ¶	h ₂ (mm)
	4.4	Lift ¶	h ₃ (mm)
	4.5	Height, mast extended ◆	h ₄ (mm)
	4.7	Height of overhead guard (cabin)	h ₅ (mm)
	4.8	Seat height relating to SIP/stand height ○	h ₇ (mm)
	4.12	Coupling height	h ₁₀ (mm)
	4.19	Overall length	l ₁ (mm)
	4.20	Length to face of forks	l ₂ (mm)
	4.21	Overall width ◆	b ₁ /b ₂ (mm)
	4.22	Fork dimensions ISO 2331	s/e/l (mm)
	4.23	Fork carriage ISO 2328, class/type A, B	
	4.24	Fork carriage width ●	b ₃ (mm)
	4.31	Ground clearance, laden, below mast	m ₁ (mm)
	4.32	Ground clearance, centre of wheelbase	m ₂ (mm)
	4.34.1	Aisle width for pallets 1000 × 1200 crossways ◆	Ast (mm)
	4.34.2	Aisle width for pallets 800 × 1200 crossways ◆	Ast (mm)
	4.35	Turning radius	W _a (mm)
	4.41	90° intersecting aisle (with pallet L = 1000mm x W = 1200mm)	(mm)
	4.42	Step height (from ground to running board)	(mm)
	4.43	Step height (between intermediate steps and floor)	(mm)

PERFORMANCE DATA	5.1	Travel speed, laden/unladen	km/h
	5.1.1	Travel speed, laden/unladen, backwards	km/h
	5.2	Lift speed, laden/unladen	m/s
	5.3	Lowering speed, laden/unladen	m/s
	5.5	Drawbar pull, laden/unladen †	N
	5.7	Gradeability, laden/unladen ††	%
	5.10	Service brake	

COMBUSTION ENGINE	7.1	Engine manufacturer/type	
	7.2	Engine power according to ISO 1585 ✖	kW
	7.3	Rated speed	min-1
	7.3.1	Torque at 1/min	Nm/min-1
	7.4	Number of cylinders/displacement	(-)/cm³
	7.5	Fuel consumption according to MIL 268C cycle	l/h or kg/h
	7.1	Battery voltage/nominal capacity ●	(V)/(Ah)

ADDITIONAL DATA	8.1	Type of drive unit	
	8.11	Service brake	
	8.12	Parking brake	
	10.1	Operating pressure for attachments	bar
	10.2	Oil volume for attachments ¶	l/min
	10.3	Hydraulic oil tank, capacity	l
	10.4	Fuel tank, capacity	l
	10.7	Sound pressure level at the driver's seat ✖ ▽ ⊗	dB (A)
	10.8	Towing coupling, type DIN	

HYSTER	HYSTER	HYSTER
H2.0XT - AL	H2.5XT - AL	H3.0XT - BL
K21 2.1L	K21 2.1L	K25 2.5L
Basic Powershift 1-speed	Basic Powershift 1-speed	Basic Powershift 1-speed
LPG	LPG	LPG
Seated	Seated	Seated
2.0	2.5	3.0
500	500	500
465	465	490
1625	1625	1700

3390	3520	3720	3850	4260	4345
4730	660	5455	765	6335	925
1530	1850	1470	2250	1635	2670

L		L		L	
7.00-12-12PR		7.00-12-12PR		28x9-15-12PR	
7.00-12-12PR		7.00-12-12PR		7.00-12-12PR	
6.0-9-10PR		6.0-9-10PR		6.50-10-10PR	
2x	2	2x	2	2x	2
970	1405	970	1405	1010	1405
1000		1000		1000	

6	10	6	10	6	10
1995		1995		2060	
155		155		160	
3050		3050		3055	
4120		4120		4125	
2130		2130		2150	
990		990		1010	
350		350		350	
3470		3685		3835	
2550		2615		2765	
1160	1590	1160	1590	1230	1590
40 / 122 / 1070		40 / 122 / 1070		45 / 122 / 1070	
II		II		III	
1020		1020		1070	
120		120		140	
190		190		210	
3845		3905		4050	
3645		3705		3850	
2185		2245		2365	
2025		2090		2195	
410		410		430	
290		290		290	

18	19.5	18	19.5	19	20
18	19.5	18	19.5	19	20
525	580	515	580	515	575
495	520	495	520	495	520
18900		18900		19000	
30	26	26	22	24	22
Hydraulic		Hydraulic		Hydraulic	

GCT/K21		GCT/K21		GCT/K25	
31		31		34	
2250		2250		2100	
144	1600	144	1600	173	1600
4	2065	4	2065	4	2488
1.8		1.9		2.3	
12	28	12	28	12	28

Automatic	Automatic	Automatic
Hydraulic	Hydraulic	Hydraulic
Hand	Hand	Hand
181	181	181
65	65	74
38.0	38.0	40.0
-	-	-
78	78	80
Hook	Hook	Hook

Specification data is based on VDI 2198.

EQUIPMENT AND WEIGHT:

Weights (line 2.1) are based on the following specifications: Complete truck with 3000mm TOF 2-stage limited free lift mast, with standard hook type carriage, 1070mm forks with manual hydraulics, overhead guard and standard pneumatic shaped solid drive and steer tyres.

H2.0XT, H2.5XT, H3.0XT – PETROL

DISTINGUISHING MARK	1.1	Manufacturer (abbreviation)
	1.2	Manufacturer's type designation
		Model
		Engine / transmission
	1.3	Drive: electric (battery or mains), diesel, petrol, fuel gas
	1.4	Operator type: hand, pedestrian, standing, seated, order-picker
	1.5	Rated capacity/rated load Q (t)
	1.6	Load centre distance c (mm)
	1.8	Load distance, centre of drive axle to fork x (mm)
	1.9	Wheelbase y (mm)

WEIGHTS	2.1	Service weight	kg
	2.2	Axle loading laden, front/rear	kg
	2.3	Axle loading unladen, front/rear	kg

TYRES/CHASSIS	3.1	Tyres: L = pneumatic, V = solid, SE = pneumatic-shaped solid	
	3.2	Tyre size, front (standard tread)	
	3.2.1	Tyre size, front (dual tread)	
	3.3	Tyre size, rear	
	3.5	Wheels, number front/rear (x = driven wheels)	
	3.6	Tread, front (standard/dual tread)	b ₁₀ (mm)
	3.7	Tread, rear	b ₁₁ (mm)

DIMENSIONS	4.1	Tilt of mast/fork carriage forward/backward	α / β (°)
	4.2	Height, mast lowered	h ₁ (mm)
	4.3	Free lift \uparrow	h ₂ (mm)
	4.4	Lift \uparrow	h ₃ (mm)
	4.5	Height, mast extended \uparrow	h ₄ (mm)
	4.7	Height of overhead guard (cabin)	h ₅ (mm)
	4.8	Seat height relating to SIP/stand height \odot	h ₇ (mm)
	4.12	Coupling height	h ₁₀ (mm)
	4.19	Overall length	l ₁ (mm)
	4.20	Length to face of forks	l ₂ (mm)
	4.21	Overall width \diamond	b ₁ /b ₂ (mm)
	4.22	Fork dimensions ISO 2331	s/e/l (mm)
	4.23	Fork carriage ISO 2328, class/type A, B	
	4.24	Fork carriage width \bullet	b ₃ (mm)
	4.31	Ground clearance, laden, below mast	m ₁ (mm)
	4.32	Ground clearance, centre of wheelbase	m ₂ (mm)
	4.34.1	Aisle width for pallets 1000 × 1200 crossways \blacklozenge	Ast (mm)
	4.34.2	Aisle width for pallets 800 × 1200 crossways \blacklozenge	Ast (mm)
	4.35	Turning radius	W _a (mm)
	4.41	90° intersecting aisle (with pallet L = 1000mm x W = 1200mm)	(mm)
	4.42	Step height (from ground to running board)	(mm)
	4.43	Step height (between intermediate steps and floor)	(mm)

PERFORMANCE DATA	5.1	Travel speed, laden/unladen	km/h
	5.1.1	Travel speed, laden/unladen, backwards	km/h
	5.2	Lift speed, laden/unladen	m/s
	5.3	Lowering speed, laden/unladen	m/s
	5.5	Drawbar pull, laden/unladen \uparrow	N
	5.7	Gradeability, laden/unladen $\uparrow\uparrow$	%
	5.10	Service brake	

COMBUSTION ENGINE	7.1	Engine manufacturer/type	
	7.2	Engine power according to ISO 1585 \times	kW
	7.3	Rated speed	min-1
	7.3.1	Torque at 1/min	Nm/min-1
	7.4	Number of cylinders/displacement	(-)/cm ³
	7.5	Fuel consumption according to MIL 268C cycle	l/h or kg/h
	7.1	Battery voltage/nominal capacity \bullet	(V)/(Ah)

ADDITIONAL DATA	8.1	Type of drive unit	
	8.11	Service brake	
	8.12	Parking brake	
	10.1	Operating pressure for attachments	bar
	10.2	Oil volume for attachments \mp	l/min
	10.3	Hydraulic oil tank, capacity	l
	10.4	Fuel tank, capacity	l
	10.7	Sound pressure level at the driver's seat $\times \nabla \oplus$	dB (A)
	10.8	Towing coupling, type DIN	

HYSTER	HYSTER	HYSTER
H2.0XT - AG	H2.5XT - AG	H3.0XT - BG
K21 2.1L	K21 2.1L	K25 2.5L
Basic Powershift 1-speed	Basic Powershift 1-speed	Basic Powershift 1-speed
Petrol	Petrol	Petrol
Seated	Seated	Seated
2.0	2.5	3.0
500	500	500
465	465	490
1625	1625	1700

3390	3520	3720	3850	4260	4345
4730	660	5455	765	6335	925
1530	1850	1470	2250	1635	2670

L		L		L	
7.00-12-12PR		7.00-12-12PR		28x9-15-12PR	
7.00-12-12PR		7.00-12-12PR		7.00-12-12PR	
6.0-9-10PR		6.0-9-10PR		6.50-10-10PR	
2x	2	2x	2	2x	2
970	1405	970	1405	1010	1405
1000		1000		1000	

6	10	6	10	6	10
1995		1995		2060	
155		155		160	
3050		3050		3055	
4120		4120		4125	
2130		2130		2150	
990		990		1010	
350		350		350	
3470		3685		3835	
2550		2615		2765	
1160	1590	1160	1590	1230	1590
40 / 122 / 1070		40 / 122 / 1070		45 / 122 / 1070	
II		II		III	
1020		1020		1070	
120		120		140	
190		190		210	
3845		3905		4050	
3645		3705		3850	
2185		2245		2365	
2025		2090		2195	
410		410		430	
290		290		290	

18	19.5	18	19.5	19	20
18	19.5	18	19.5	19	20
525	580	515	580	515	575
495	520	495	520	495	520
18900		18900		19000	
30	26	26	22	24	22
Hydraulic		Hydraulic		Hydraulic	

GCT/K21		GCT/K21		GCT/K25	
31		31		34	
2250		2250		2100	
144	1600	144	1600	173	1600
4	2065	4	2065	4	2488
2.7		2.9		3.3	
12	28	12	28	12	28

Automatic	Automatic	Automatic
Hydraulic	Hydraulic	Hydraulic
Hand	Hand	Hand
181	181	181
65	65	74
38.0	38.0	40.0
69.0	69.0	69.0
78	78	80
Hook	Hook	Hook

Specification data is based on VDI 2198.

EQUIPMENT AND WEIGHT:

Weights (line 2.1) are based on the following specifications: Complete truck with 3000mm TOF 2-stage limited free lift mast, with standard hook type carriage, 1070mm forks with manual hydraulics, overhead guard and standard pneumatic shaped solid drive and steer tyres.

H2.0XT, H2.5XT, H3.0XT – DUAL FUEL

DISTINGUISHING MARK	1.1	Manufacturer (abbreviation)
	1.2	Manufacturer's type designation
		Model
		Engine / transmission
	1.3	Drive: electric (battery or mains), diesel, petrol, fuel gas
	1.4	Operator type: hand, pedestrian, standing, seated, order-picker
	1.5	Rated capacity/rated load Q (t)
	1.6	Load centre distance c (mm)
	1.8	Load distance, centre of drive axle to fork x (mm)
	1.9	Wheelbase y (mm)

WEIGHTS	2.1	Service weight	kg
	2.2	Axle loading laden, front/rear	kg
	2.3	Axle loading unladen, front/rear	kg

TYRES/CHASSIS	3.1	Tyres: L = pneumatic, V = solid, SE = pneumatic-shaped solid	
	3.2	Tyre size, front (standard tread)	
	3.2.1	Tyre size, front (dual tread)	
	3.3	Tyre size, rear	
	3.5	Wheels, number front/rear (x = driven wheels)	
	3.6	Tread, front (standard/dual tread)	b ₁₀ (mm)
	3.7	Tread, rear	b ₁₁ (mm)

DIMENSIONS	4.1	Tilt of mast/fork carriage forward/backward	α / β (°)
	4.2	Height, mast lowered	h ₁ (mm)
	4.3	Free lift \uparrow	h ₂ (mm)
	4.4	Lift \uparrow	h ₃ (mm)
	4.5	Height, mast extended \uparrow	h ₄ (mm)
	4.7	Height of overhead guard (cabin)	h ₅ (mm)
	4.8	Seat height relating to SIP/stand height \odot	h ₇ (mm)
	4.12	Coupling height	h ₁₀ (mm)
	4.19	Overall length	l ₁ (mm)
	4.20	Length to face of forks	l ₂ (mm)
	4.21	Overall width \diamond	b ₁ /b ₂ (mm)
	4.22	Fork dimensions ISO 2331	s/e/l (mm)
	4.23	Fork carriage ISO 2328, class/type A, B	
	4.24	Fork carriage width \bullet	b ₃ (mm)
	4.31	Ground clearance, laden, below mast	m ₁ (mm)
	4.32	Ground clearance, centre of wheelbase	m ₂ (mm)
	4.34.1	Aisle width for pallets 1000 x 1200 crossways \blacklozenge	Ast (mm)
	4.34.2	Aisle width for pallets 800 x 1200 crossways \blacklozenge	Ast (mm)
	4.35	Turning radius	W _a (mm)
	4.41	90° intersecting aisle (with pallet L = 1000mm x W = 1200mm)	(mm)
	4.42	Step height (from ground to running board)	(mm)
	4.43	Step height (between intermediate steps and floor)	(mm)

PERFORMANCE DATA	5.1	Travel speed, laden/unladen	km/h
	5.1.1	Travel speed, laden/unladen, backwards	km/h
	5.2	Lift speed, laden/unladen	m/s
	5.3	Lowering speed, laden/unladen	m/s
	5.5	Drawbar pull, laden/unladen \dagger	N
	5.7	Gradeability, laden/unladen $\dagger\dagger$	%
	5.10	Service brake	

COMBUSTION ENGINE	7.1	Engine manufacturer/type	
	7.2	Engine power according to ISO 1585 \times	kW
	7.3	Rated speed	min-1
	7.3.1	Torque at 1/min	Nm/min-1
	7.4	Number of cylinders/displacement	(-)/cm ³
	7.5	Fuel consumption according to MIL 268C cycle	l/h or kg/h
	7.1	Battery voltage/nominal capacity \blacklozenge	(V)/(Ah)

ADDITIONAL DATA	8.1	Type of drive unit	
	8.11	Service brake	
	8.12	Parking brake	
	10.1	Operating pressure for attachments	bar
	10.2	Oil volume for attachments \rceil	l/min
	10.3	Hydraulic oil tank, capacity	l
	10.4	Fuel tank, capacity	l
	10.7	Sound pressure level at the driver's seat $\times \nabla \oplus$	dB (A)
	10.8	Towing coupling, type DIN	

Hyster	Hyster	Hyster
H2.0XT - AT	H2.5XT - AT	H3.0XT - BT
K21 2.1L	K21 2.1L	K25 2.5L
Basic Powershift 1-speed	Basic Powershift 1-speed	Basic Powershift 1-speed
Dual fuel	Dual fuel	Dual fuel
Seated	Seated	Seated
2.0	2.5	3.0
500	500	500
465	465	490
1625	1625	1700

3390	3520	3720	3850	4260	4345
4730	660	5455	765	6335	925
1530	1850	1470	2250	1635	2670

L		L		L	
7.00-12-12PR		7.00-12-12PR		28x9-15-12PR	
7.00-12-12PR		7.00-12-12PR		7.00-12-12PR	
6.0-9-10PR		6.0-9-10PR		6.50-10-10PR	
2x	2	2x	2	2x	2
970	1405	970	1405	1010	1405
1000		1000		1000	

6	10	6	10	6	10
1995		1995		2060	
155		155		160	
3050		3050		3055	
4120		4120		4125	
2130		2130		2150	
990		990		1010	
350		350		350	
3470		3685		3835	
2550		2615		2765	
1160	1590	1160	1590	1230	1590
40 / 122 / 1070		40 / 122 / 1070		45 / 122 / 1070	
II		II		III	
1020		1020		1070	
120		120		140	
190		190		210	
3845		3905		4050	
3645		3705		3850	
2185		2245		2365	
2025		2090		2195	
410		410		430	
290		290		290	

18	19.5	18	19.5	19	20
18	19.5	18	19.5	19	20
525	580	515	580	515	575
495	520	495	520	495	520
18900		18900		19000	
30	26	26	22	24	22
Hydraulic		Hydraulic		Hydraulic	

GCT/K21		GCT/K21		GCT/K25	
31		31		34	
2250		2250		2100	
144	1600	144	1600	173	1600
4	2065	4	2065	4	2488
2.7	1.8	2.9	1.9	3.3	2.3
12	28	12	28	12	28

Automatic	Automatic	Automatic
Hydraulic	Hydraulic	Hydraulic
Hand	Hand	Hand
181	181	181
65	65	74
38.0	38.0	40.0
69.0	69.0	69.0
78	78	80
Hook	Hook	Hook

Specification data is based on VDI 2198.

EQUIPMENT AND WEIGHT:

Weights (line 2.1) are based on the following specifications: Complete truck with 3000mm TOF 2-stage limited free lift mast, with standard hook type carriage, 1070mm forks with manual hydraulics, overhead guard and standard pneumatic shaped solid drive and steer tyres.

MAST AND CAPACITY INFORMATION

MASTS H2.0-2.5XT

	Maximum fork height (mm)	Back tilt	Overall lowered height (mm)	Overall Extended height (mm) ❖	Overall Extended height (mm) ▽	Free lift (top of forks) (mm) ❖
2-stage Limited Free Lift	3050	10	1995	3650	4120	155
	3350	10	2170	3950	4420	155
	3550	10	2270	4150	4620	155
	3750	10	2420	4350	4820	155
	4050	10	2620	4650	5120	155
	4350	6	2770	4950	5420	155
	4550	6	2870	5150	5620	155
	4850	6	3020	5450	5920	155
	5050	6	3120	5650	6120	155
2-stage Full Free Lift	3000	10	1995	3600	4070	885
	3390	10	2270	3990	4460	1160
	3590	10	2370	4190	4660	1260
	3840	10	2520	4440	4910	1410
	4190	6	2720	4790	5260	1610
3-stage Full Free Lift	4135	6	1970	4800	5205	860
	4345	6	2040	5010	5415	930
	4585	6	2120	5250	5655	1010
	4840	6	2205	5500	5910	1095
	5035	6	2270	5700	6105	1160
	5335	6	2370	6000	6405	1260
	5535	6	2470	6200	6605	1360
	5685	6	2520	6360	6755	1410
	6035	6	2720	6700	7105	1610

MASTS H3.5XT

	Maximum fork height (mm)	Back tilt	Overall lowered height (mm)	Overall Extended height (mm) ❖	Overall Extended height (mm) ▽	Free lift (top of forks) (mm) ❖
2-stage Limited Free Lift	2140	10	3060	3845	4125	165
	2290	10	3360	4145	4425	165
	2390	10	3560	4345	4625	165
	2490	10	3760	4545	4825	165
	2690	10	4060	4845	5125	165
	2840	6	4360	5145	5425	165
	2940	6	4560	5345	5625	165
	3090	6	4860	5645	5925	165
	3190	6	5060	5845	6125	165
2-stage Full Free Lift	2190	10	3085	3850	4150	1070
	2340	10	3385	4150	4450	1220
	2440	10	3585	4350	4650	1320
	2590	10	3835	4600	4900	1470
	2790	6	4185	4950	5250	1670
3-stage Full Free Lift	2040	6	4125	4970	5190	920
	2110	6	4335	5180	5400	990
	2190	6	4575	5420	5640	1070
	2340	6	4825	5670	5890	1220
	2440	6	5025	5870	6090	1320
	2590	6	5325	6170	6390	1470
	2690	6	5525	6370	6590	1570
	2790	6	5725	6570	6790	1670
	2940	6	6025	6870	7090	1775

MASTS H3.0XT

	Maximum fork height (mm)	Back tilt	Overall lowered height (mm)	Overall Extended height (mm) ❖	Overall Extended height (mm) ▽	Free lift (top of forks) (mm) ❖
2-stage Limited Free Lift	3055	10	2060	3750	4125	160
	3355	10	2210	4050	4425	160
	3555	10	2310	4250	4625	160
	3755	10	2440	4450	4825	160
	4055	10	2640	4750	5125	160
	4355	6	2790	5050	5425	160
	4555	6	2890	5250	5625	160
	4855	6	3040	5550	5925	160
	5055	6	6140	5750	6125	160
2-stage Full Free Lift	3080	10	2140	3770	4150	1025
	3380	10	2290	4070	4450	1175
	3580	10	2390	4270	4650	1275
	3830	10	2540	4520	4900	1425
	4180	6	2740	4870	5250	1625
3-stage Full Free Lift	4125	6	1990	4865	5195	875
	4335	6	2060	5075	5405	945
	4575	6	2140	5315	5645	1025
	4705	6	2225	5565	5775	1155
	5025	6	2390	5765	6095	1275
	5325	6	2540	6065	6395	1425
	5525	6	2640	6265	6595	1525
	5725	6	2740	6465	6795	1625
	6025	6	2890	6765	7095	1775

NOTES

Values shown are for standard equipment. When using non-standard equipment, these values may change. Please contact your Hyster dealer for information.

The rated capacities shown are for masts in a vertical position on trucks equipped with standard or sideshift carriage, and nominal length forks.

Masts above the maximum fork heights shown in the mast table are classified as high lift, and depending on the tyre/tread configuration may require reduced capacity, restricted back tilt or wide tread.

Specification data based on standard carriage, load backrest and 1070mm forks.

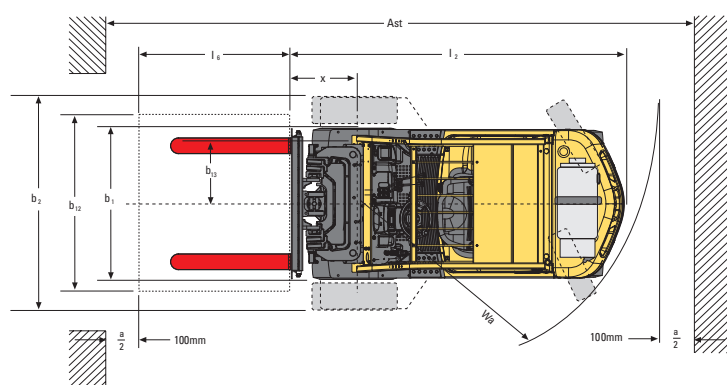
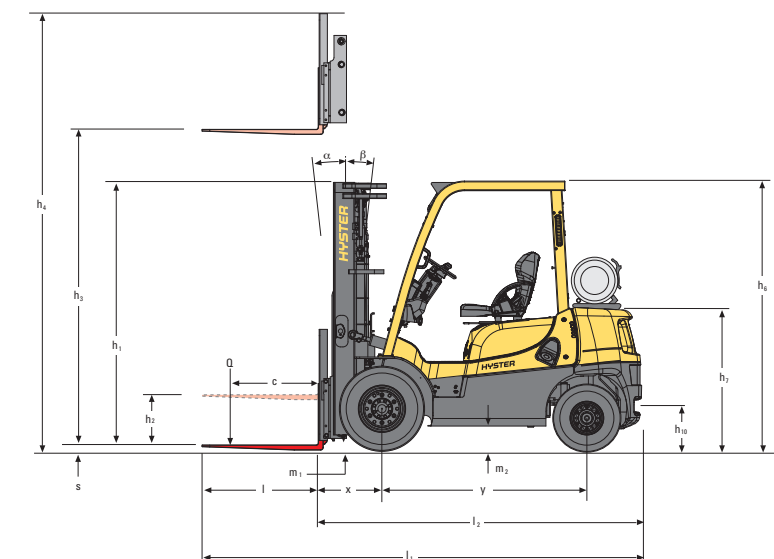
H2.0-2.5XT - Capacity Chart in kg

Pneumatic Shaped Solid Tyres														
	Maximum fork height (mm)	Without sideshift						Maximum fork height (mm)	With integral sideshift					
		H2.0XT			H2.5XT				H2.0XT			H2.5XT		
		500 LC	600 LC	700 LC	500 LC	600 LC	700 LC		500 LC	600 LC	700 LC	500 LC	600 LC	700 LC
2-stage Limited Free Lift	3050	2000	1930	1770	2500	2400	2200	3050	2000	1880	1720	2500	2330	2140
	3350	2000	1930	1760	2500	2390	2190	3350	2000	1870	1710	2500	2330	2130
	3550	2000	1920	1760	2500	2390	2190	3550	2000	1870	1710	2500	2320	2130
	3750	2000	1920	1750	2500	2380	2180	3750	2000	1860	1710	2500	2320	2120
	4050	2000	1900	1740	2500	2370	2170	4050	2000	1850	1690	2500	2310	2110
	4350	2000	1900	1740	2500	2370	2160	4350	2000	1840	1690	2500	2300	2110
	4550	1970	1860	1700	2450	2310	2130	4550	1970	1810	1660	2450	2270	2060
	4850	1900	1790	1660	2400	2270	2060	4850	1900	1750	1610	2400	2200	2020
5050	1860	1750	1610	2360	2200	2020	5050	1860	1700	1560	2360	2150	1970	
2-stage Full Free Lift	3000	2000	1930	1770	2500	2400	2200	3000	2000	1880	1720	2500	2330	2140
	3390	2000	1920	1760	2500	2390	2190	3390	2000	1860	1710	2500	2320	2130
	3590	2000	1910	1760	2500	2380	2180	3590	2000	1860	1700	2500	2320	2120
	3840	2000	1910	1750	2500	2380	2180	3840	2000	1850	1700	2500	2310	2120
	4190	2000	1900	1740	2500	2370	2170	4190	2000	1840	1690	2500	2300	2110
3-stage Full Free Lift	4135	2000	1900	1740	2500	2370	2170	4135	2000	1850	1700	2500	2300	2120
	4345	2000	1900	1740	2500	2360	2170	4345	2000	1840	1690	2500	2300	2110
	4585	1950	1860	1700	2450	2310	2110	4585	1950	1790	1660	2450	2240	2060
	4840	1900	1790	1660	2400	2270	2060	4840	1900	1750	1610	2400	2200	2020
	5035	1860	1750	1610	2360	2200	2020	5035	1860	1700	1560	2360	2150	1970
	5335	1790	1700	1540	2270	2130	1950	5335	1790	1630	1500	2270	2090	1900
	5535	1750	1630	1500	2180	2090	1900	5535	1750	1590	1470	2200	2020	1860
	5685	1720	1610	1470	2060	2040	1880	5685	1720	1560	1430	2090	2000	1840
	6035	1630	1520	1380	1810	1810	1790	6035	1610	1470	1360	1810	1840	1750

H3.0-3.5XT - Capacity Chart in kg

Pneumatic Shaped Solid Tyres																
	Maximum fork height (mm)	Without sideshift			Maximum fork height (mm)	With integral sideshift			Maximum fork height (mm)	Without sideshift			Maximum fork height (mm)	With integral sideshift		
		H3.0XT				H3.0XT				H3.5XT				H3.5XT		
		500 LC	600 LC	700 LC		500 LC	600 LC	700 LC		500 LC	600 LC	700 LC		500 LC	600 LC	700 LC
2-stage Limited Free Lift	3050	3000	2920	2680	3055	3000	2800	2580	3060	3500	3390	3110	3060	3500	3250	2990
	3350	3000	2920	2680	3355	3000	2800	2570	3360	3500	3380	3100	3360	3500	3240	2980
	3550	3000	2910	2670	3555	3000	2790	2570	3560	3500	3380	3100	3560	3500	3240	2980
	3750	3000	2910	2670	3755	3000	2790	2560	3760	3500	3380	3100	3760	3500	3240	2980
	4050	3000	2900	2660	4055	3000	2780	2550	4060	3500	3360	3090	4060	3500	3220	2970
	4350	3000	2890	2650	4355	3000	2770	2550	4360	3500	3360	3080	4360	3500	3220	2960
	4550	2950	2860	2610	4555	2950	2720	2520	4560	3450	3310	3040	4560	3450	3170	2930
	4850	2880	2770	2540	4855	2880	2650	2450	4860	3380	3240	2970	4860	3380	3110	2860
5050	2830	2720	2490	5055	2830	2610	2400	5060	3330	3170	2930	5060	3330	3060	2810	
2-stage Full Free Lift	3000	3000	2920	2670	3080	3000	2800	2570	3085	3500	3380	3100	3085	3500	3250	2990
	3390	3000	2910	2670	3380	3000	2790	2570	3385	3500	3380	3100	3385	3500	3240	2980
	3590	3000	2900	2660	3580	3000	2790	2560	3585	3500	3370	3090	3585	3500	3240	2980
	3840	3000	2900	2660	3830	3000	2780	2560	3835	3500	3370	3090	3835	3500	3230	2970
	4190	3000	2890	2650	4180	3000	2770	2550	4185	3500	3350	3080	4185	3500	3220	2960
3-stage Full Free Lift	4135	3000	2890	2650	4125	3000	2780	2550	4130	3500	3340	3070	4130	3500	3230	2970
	4345	3000	2890	2650	4335	3000	2770	2550	4340	3500	3340	3060	4340	3500	3220	2960
	4585	2950	2830	2610	4575	2950	2720	2490	4580	3450	3290	3020	4580	3450	3170	2900
	4840	2930	2810	2560	4705	2930	2700	2470	4830	3380	3220	2950	4830	3380	3110	2860
	5035	2860	2720	2490	5025	2860	2610	2400	5030	3330	3150	2900	5030	3330	3060	2810
	5335	2770	2630	2430	5325	2770	2540	2340	5330	3240	3080	2810	5330	3240	2970	2720
	5535	2720	2590	2380	5525	2720	2490	2290	5530	3020	2990	2770	5530	3020	2900	2680
	5685	2680	2520	2310	5725	2650	2430	2220	5730	2790	2790	2720	5730	2810	2790	2630
	6035	2590	2450	2240	6025	2560	2340	2150	6030	2470	2490	2470	6030	2490	2490	2470

TRUCK DIMENSIONS



= Centre of gravity of unladen truck

$Ast = W_a + x + l_6 + a$ (see lines 4.34.1 & 4.34.2)

a = Minimum operating clearance

(VDI standard = 200 mm BITA recommendation = 300 mm)

l_6 = Load length

NOTE:

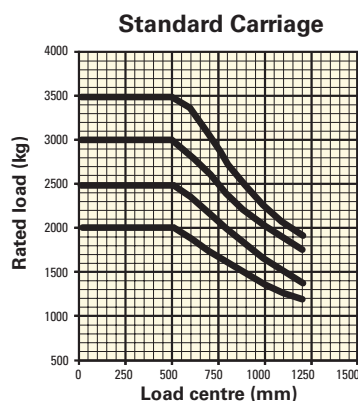
Specifications are affected by the condition of the vehicle and how it is equipped, as well as the nature and condition of the operating area. Inform your dealer of the nature and condition of the intended operating area when purchasing your Hyster Truck.

- ◇ Standard / wide / dual
- || Top of forks
- ◆ add 32mm with load backrest
- Full suspension seat in depressed position
- Without load backrest, add 32mm with load backrest
- ◆ Stacking aisle width (lines 4.34 & 4.34.1 & 4.34.2) are based on the V.D.I. standard calculation as shown on illustration. The British Industrial Truck Association recommends the addition of 100 mm to the total clearance (dimension a) for extra operating margin at the rear of the truck
- ✱ Engine power entries are shown as net values
- †† at 1.6 km/h
- † at 4.8km/h. Gradeability figures are provided for comparison of tractive performance, but are not intended to endorse the operation of the vehicle on the stated inclines. Follow instructions in the operating manual regarding operation on inclines.
- to 15m (per VDI 2198 December 2012)
- Battery ampere hour (Ah) nominal capacity ratings are estimated.
- ✱ Variable
- ✱ With and without cab.
- ▽ Noise levels are reduced by 3dB(A) with ECO-eLo mode engaged.
- ⊗ Lpaz, Measured according to the test cycles and based on the weighting values contained in EN12053
- ★ Lwaz, Measured according to the test cycles and based on the weighting values contained in EN12053.

MAST TABLES:

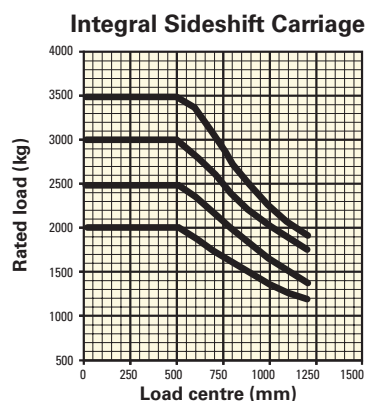
- ◇ without load backrest
- ▽ with load backrest

RATED CAPACITIES



Load centre

Distance from front of forks to centre of gravity of load.



Rated load

Based on vertical masts up to 4310 mm.

NOTICE

Care must be exercised when handling elevated loads. When the carriage and/or load is elevated, truck stability is reduced. It is important that the mast tilt in either direction is kept to a minimum when loads are elevated.

Operators must be trained and must read, understand and follow the instructions contained in the Operating Manual.

All values are nominal values and they are subject to tolerances. For further information, please contact the manufacturer.

Hyster products are subject to change without notice.

Lift trucks illustrated may feature optional equipment. Values may vary with alternative configurations.

STANDARD FEATURES & OPTIONS

STANDARD EQUIPMENT

Complete truck equipped with:

- 2-Stage limited free lift Vista™ mast with lift height of 3035mm
- Hook-type carriage with 1070mm high load backrest (LBR)
- 1070mm long forks
- Yanmar 2.6L Diesel or GCT K21 Petrol / LPG engine (H2.0-2.5XT)
- Yanmar 3.3L Diesel or GCT K25 Petrol / LPG engine (H3.0-3.5XT)
- Powershift transmission
 - + Mechanical inching
 - + Neutral start function
 - + Heavy duty clutch plates
- Directional control lever
- Single pedal inch brake
- Non-suspension vinyl seat (not available with seat side hydraulic control Mini levers)
- Pneumatic tyres
- 2 Hydraulic levers
- Standard integrated dash display
 - + Monochrome LCD panel
 - Real time clock
 - Hour meter
 - Fasten seatbelt
 - Fuel level with low fuel warning buzzer (Petrol & Diesel fuel only)
 - + Service Indicators
 - Service required
 - Coolant temperature with high temp warning buzzer
 - Alternator with warning buzzer
 - Transmission oil temperature with warning buzzer
 - Engine oil pressure with low pressure warning buzzer
 - Glow lamp (Diesel fuel engine only)
 - Error message
- Key starting with anti-restart function
- Hydrostatic steering with steer knob synchroniser
- Adjustable vinyl seat
- Electric Horn
- Infinitely adjustable steering column
- Rubber floor mat
- High air intake
- Counterweight exhaust
- Integral tie downs
- Operator's seat belt
- Serpentine radiator
- Hyster Stability Mechanism™ (HSM)
- Swing down LPG tank bracket

Cabin

- Standard Over Head Guard (OHG) with rain gutter and cup holder
- 78 dB(A) standard noise level for Petrol/LPG engine option
- 83.5 dB(A) standard noise level for Diesel engine option
- 12 months / 2000 hours manufacturer's warranty
- Operator's manual
- Compliance with ISO 3691 / JIS D 6202

OPTIONAL EQUIPMENT

Masts

- 2-Stage limited free lift Vista™ masts with up to 4855mm lift height
- 2-Stage full free lift Vista™ masts with up to 3390mm lift height
- 3-Stage full free lift Vista™ masts with up to 6035mm lift height

Carriages

- Integral side shift (ISS) carriage

Hydraulic Valve and Levers

- 3-function cowl mounted hydraulic levers with or without interlock for clamping
- 4-function cowl mounted hydraulic levers with or without interlock for clamping

Forks

- Fork lengths are available from 1070mm to 1520mm

Controls

- Separate Inch brake and brake pedals for sure handling on steep inclines
- Mini levers with adjustable armrest

Dash Display

- Speedometer with speed alarm and warning buzzer
- Travel speed limiter
- Digital load weight display

Seats

- Full suspension vinyl seat

Brakes

- Heavy duty drum brakes

Environmental

- Vertical exhaust
- 2-way catalytic muffler
- Spark arrestor muffler
- High capacity radiator
- High mount pre-cleaner
- Dual element air filter for Petrol/LPG engine option
- Tandem air filter for Diesel engine option

Other

- Hydraulic cut-out seat interlock (prevents travel when operator seatbelt is not used)
- Light Kit consisting of 2 Halogen front head lights, 2 front turn indicators plus rear combination (turn indicators, reversing and brake) lights and reverse alarm
- 2 rear vision mirrors
- Rear work light (switch or reverse operated)

STRONG PARTNERS. TOUGH TRUCKS.™

FOR DEMANDING OPERATIONS, EVERYWHERE.

Hyster supplies a complete range of warehouse equipment, IC and electric counterbalanced trucks, container handlers and reach stackers. Hyster is committed to being much more than a lift truck supplier.

Our aim is to offer a complete partnership capable of responding to the full spectrum of material handling issues: Whether you need professional consultancy on your fleet management, fully qualified service support, or reliable parts supply, you can depend on Hyster.

Our network of highly trained dealers provides expert, responsive local support. They can offer cost-effective finance packages and introduce effectively managed maintenance programmes to ensure that you get the best possible value. Our business is dealing with your material handling needs so you can focus on the success of your business today and in the future.



HYSTER EUROPE

Centennial House, Frimley Business Park, Frimley, Surrey, GU16 7SG, England.

Tel: +44 (0) 1276 538500



www.hyster.eu



infoeurope@hyster.com



[/HysterEurope](https://www.facebook.com/HysterEurope)





[@HysterEurope](https://twitter.com/HysterEurope)



[/HysterEurope](https://www.youtube.com/HysterEurope)

HYSTER-YALE UK LIMITED trading as Hyster Europe. Registered Address: Centennial House, Building 4.5, Frimley Business Park, Frimley, Surrey GU16 7SG, United Kingdom. Registered in England and Wales. Company Registration Number: 02636775.

HYSTER,  and FORTENS are registered trademarks in the European Union and certain other jurisdictions.

MONOTROL® is a registered trademark, and DURAMATCH and  are trademarks in the United States and in certain other jurisdictions.

Hyster products are subject to change without notice. Lift trucks illustrated may feature optional equipment.